



## Session 3 – for leaders and facilitators

In this session, you will make two or even three decisions by consent. You have already used consent rounds in elections, now you will use consent decision-making for policy. We subsume all decisions under policy that help us govern *how* we do things. In that sense, *how* you will present rounds can be a policy decision if we assume you make a general decision. Also in this session, we will talk about aims.

- Consent decision-making for policy
- What are objections, and how do we deal with them?

### What the circle will need for session 3:

#### Package 3 (this)

- Session plan
- Bring the policy that leader and coach developed!
- Poster (meeting agenda)
- Handout for everyone (“Basic concepts session 3”)
- Sample evaluation policy (if needed)

#### Other:

- Computer with good internet connection to play videos
- A timer (phone app works well)

## Preparation

ACTIVITY	REFERENCE MATERIAL	EST. TIME
Reading (online)	On consent process and objections	20 min
Reading in <i>Many Voices One Song</i>	Consent process: sections 3.3.2 (second part), p. 109-120	20 min
	Consent: section 3.2: p. 81-91	20 min
	Objections: section 3.5, p. 122-129.	15 min



Free to share for non-commercial use. More content and classes <http://www.sociocracyforall.org/>



Sociocracy For All



## Session 3 plan

ACTIVITY	REFERENCE MATERIAL	LENGTH	TIME
check-in, administrative	<i>(facilitator for rounds)</i>	10 min	0:00-0:10
Consent process	video <i>(use decision-making sheet!)</i>	20 min	0:10-0:30
Reaction round	video <i>(facilitator for rounds)</i>	15 min	0:30-0:45
What are circle aims? What are objections?	video <i>(facilitator for rounds)</i>	15 min	0:45-1:00
Consent process: evaluation policy	<i>(facilitator for rounds, use decision-making sheet!)</i>	15 min	1:00-1:15
Questions round	<i>(facilitator for rounds)</i>	5 min	1:15-1:20
meeting evaluation round/check-out	<i>(facilitator for rounds)</i> write down questions and feedback	10 min	1:20-1:30

## Session 3 enrichment

ACTIVITY	REFERENCE MATERIAL	EST. TIME
videos	<a href="#">Begin with the aim in mind</a>	3 min
article	<a href="#">Saying yes to working &amp; no to stumbling blocks</a>	8 min
	<a href="#">Skit of a group working through objections</a>	ca. 20 min



Free to share for non-commercial use. More content and classes <http://www.sociocracyforall.org/>



Sociocracy For All



## Meeting agenda Session 3

Check-in, agenda	10 min
Consent process	20 min
Reaction round	15 min
Aims + objections	15 min
Consent process policy	15 min
Questions	5 min
Evaluation session 3	10 min



Free to share for non-commercial use. More content and classes <http://www.sociocracyforall.org/>



Sociocracy For All



## Sample Policy for teaching rounds

(Use this if for some reason your circle was not able to come to a policy draft proposal. You can also use this as a template for how to write a proposal. If your circle made their own policy, ignore this page.)

### **SAMPLE proposal draft**

This ELC will present rounds to a group of about 15 people

- Reporting on the concept of rounds
- Modeling a round (fishbowl/panel)
- Each (in a round) sharing their personal experience with rounds.

Due: by the end of ELC



Free to share for non-commercial use. More content and classes <http://www.sociocracyforall.org/>

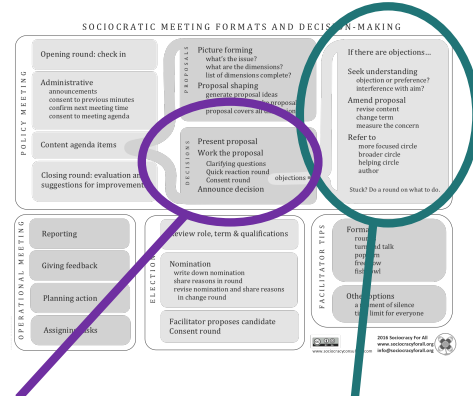
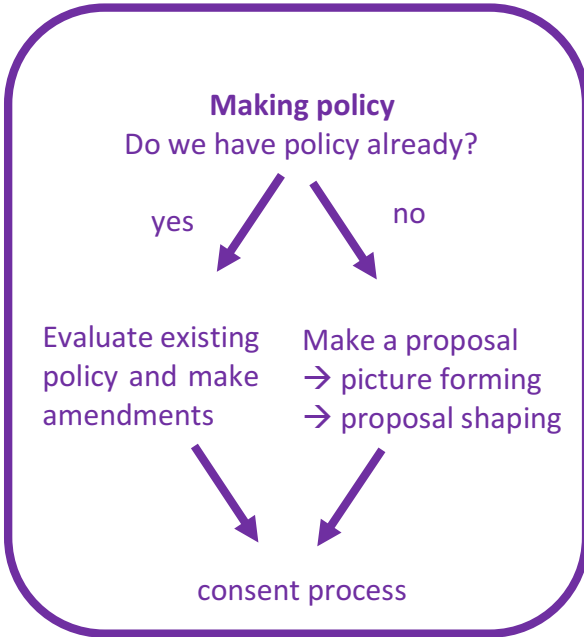


Sociocracy For All



Empowered Learning Circles  
for Sociocracy

# Basic concepts session 3



Consent process

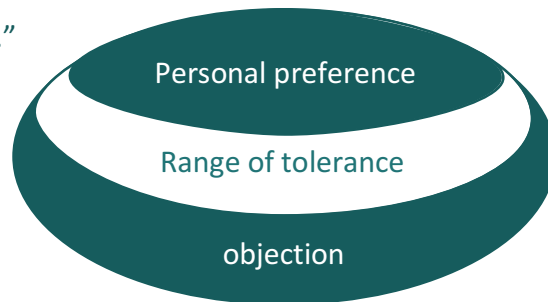
How to deal with objections

## Aims, range of tolerance and objections

“This is what I think we should do.”

“I can work with this.”

Objection: a concern that a carrying out a proposal would interfere with the circle's aim.



Aim: what a circle/organization is actually doing

- has to be easy to understand
- has to be concrete